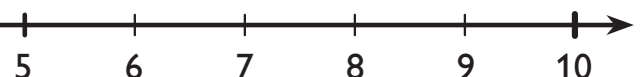


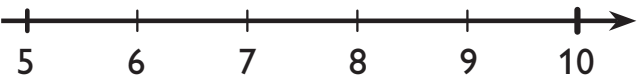


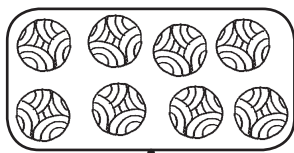




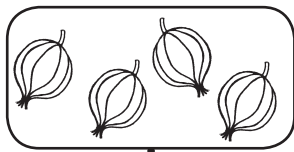





Kopieringsunderlag 2a: Talen 1 till 10

1. Hur många? Dra streck.



2. Hitta vägen.



Kopieringsunderlag 7c: Addition och subtraktion

1. Måla


rött, när svaret är 10 till 20

blått, när svaret är 21 till 30

grönt, när svaret är 31 till 40

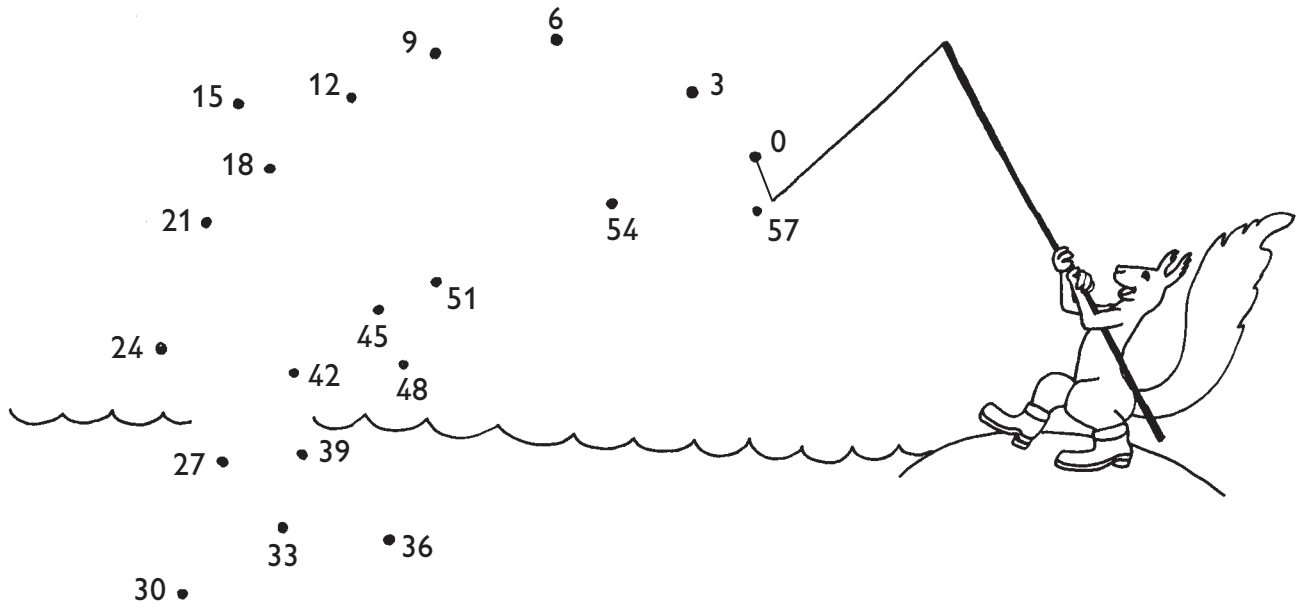
gult, när svaret är 41 till 50

brunt, när svaret är 51 till 60.



Kopieringsunderlag 28a: Från prick till prick

1. Dra streck från prick till prick i storleksordning, från det minsta till det största talet.



2. Dra streck från prick till prick i storleksordning från det största till det minsta talet.

